

Cat® K Series™ Tooth System



A difference in performance.

The K Series Tooth System represents a new standard of performance for tip retention, easy change-outs and long-term sharpness. A twist-on design and vertical retainer ensure reliable retention and easy removal and installation. The K Series Tooth System also features a lower-profile shape that maintains better sharpness as it wears. This means better penetration, improved productivity and less strain on the machine.

The K Series Tooth System:

Stays Sharper—Redesigned tip shape stays sharper throughout its wear life.

Changes Easier—Vertical retention makes tip change-outs quick and easy.

Holds Tighter—Tips are made to stay in place cycle after cycle.

Caterpillar. The difference counts.™

Cat Dealers define world-class product support. We offer you the right parts and service solutions when and where you need them.

The Cat Dealer network of highly trained experts keeps your entire fleet up and running to maximize your equipment investment.

CATERPILLAR®

Cat K Series Tooth System. **Stays sharper. Changes easier.**

The Cat K Series Tooth System stays sharper, changes easier and holds tighter, which means you get improved performance, cycle after cycle.

Stays Sharper.

K Series tips have a lower-profile shape to maintain sharpness as they wear for better penetration through the life of the tip. This provides improved digging ability, meaning a set of tips can effectively be left on the machine up to 10-15% longer. It also means faster cycles, improved productivity and less machine strain.

Changes Easier.

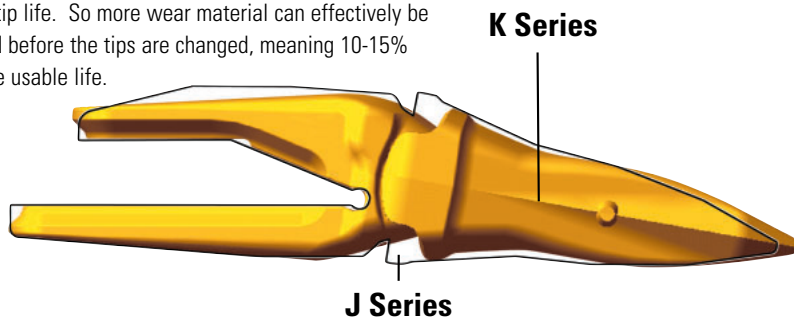
The K Series Tooth System makes tip change-outs quick and easy. The twist-on design holds the tip in place during installation, and easy access to the vertical retainer makes changes more convenient. Low force and common tools are all that are needed to remove or install the retainer.

Holds Tighter.

K Series tips stay in place, with a retainer that locks securely to the tip for reliable retention. Rails on both sides of the adapter angle or slope in opposite directions to provide a twist-on motion when the tip is installed. This means that the harder the bucket digs in tough materials, the tighter the tip screws onto the adapter. The side rails also stabilize the tip and reduce load on the retainer. And a precise fit between the tip and adapter limits movement and wear, improving tip retention and providing longer adapter life.

The new low-profile shape

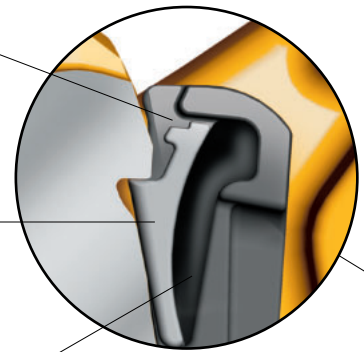
of the K Series Tooth System provides better sharpness, penetration and digging ability throughout the tip life. So more wear material can effectively be used before the tips are changed, meaning 10-15% more usable life.



One piece retainer locks to tip to keep it securely in place with no special tools.

The hammerless retainer "latches" securely into a slot in the tip.

A firm, but flexible core allows the "latch" mechanism to disengage during removal.



HAMMERLESS SYSTEM

980-992 Wheel Loaders
322-385 Excavators

The K Series retention system eliminates the need for a hole in the adapter for a stronger adapter nose.

The K Series twist-on design holds the tip in place on the adapter, reducing the chance of it slipping back off during installation.



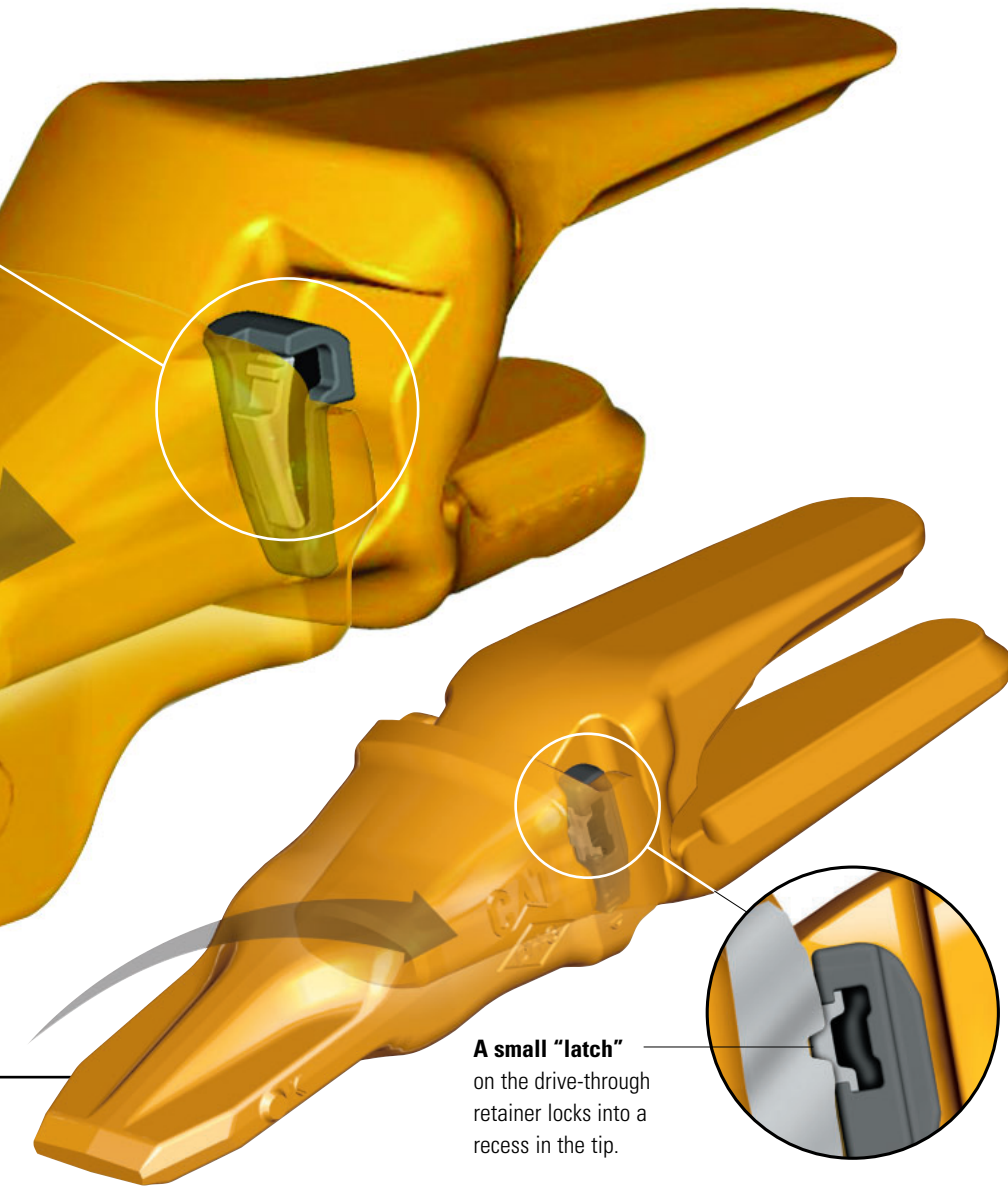
DRIVE-THROUGH SYSTEM

950-980 Wheel Loaders
315-325 Excavators
953-973 Track Loaders

The tip and adapter fit together precisely, significantly reducing tip movement and adapter wear.

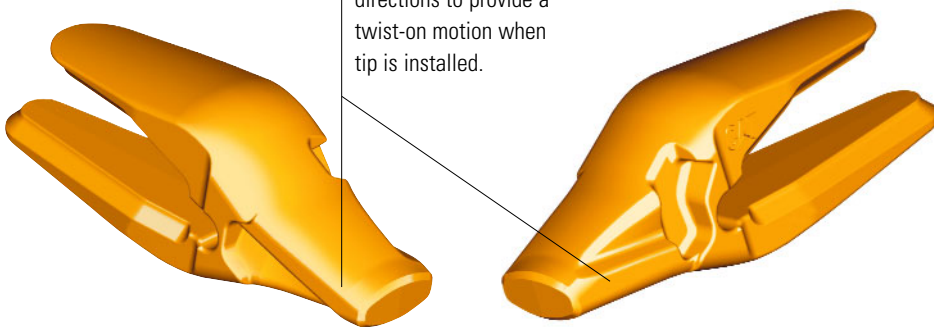


Holds tighter.



A small "latch" on the drive-through retainer locks into a recess in the tip.

Rails on both sides of the adapter slope in opposite directions to provide a twist-on motion when tip is installed.



Removal and Installation

The vertical orientation of the K Series retainer makes installation and removal much easier than side-pinned systems.



▲ A standard prying tool is used to disengage the "latch" for removal of the hammerless retainer.




▲ The **drive-through** retainer can easily be removed from the top or bottom of the tip. Low force with a hammer and punch will disengage the retainer.

Cat K Series Tooth System



Tip Options



Cat K Series Drive-through Model Coverage

Model						
Wheel Loaders			Excavators			Size
950	953	962	315	318	320	K80
950	962	963	318	320	324	K90
966	972	973				
980			324	325	K100	

Cat K Series Hammerless Model Coverage

Model						
Wheel Loaders		Excavators				Size
980	988	324	325	330	345	K110
988	990	345		365		K130
990	992	365		385		K150
992		385				K170

Adapter Options

Loaders

Two Strap

- Left, right and center

Bolt-on

- Center and corner

Flushmount

High Abrasion

Excavator

Two Strap

- Center and corner

CATERPILLAR®